



Mary Cann, *school leader*
 7243 Eastlawn Dr.
 Cincinnati, OH 45237
 www.cincileadership.com
 513.351.5737

— Our Mission —

The mission of Cincinnati Leadership Academy is to prepare our students to be lifelong learners; to enable our students to make positive life choices; to be committed to the highest standards of preparation and instruction; to encourage parent and community involvement through trusting and honest relationships; and to respect the unique and diverse strengths and talents each person brings to this process.

At Cincinnati Leadership Academy, we know that no one rises to low expectations. So, we set the bar high - and then we provide the tools, environment and encouragement to get there. Cincinnati Leadership students receive quality instruction in core subject areas, with a strong back-to-basics focus on education and leadership. Our challenging program brings out the very best in each child! Cincinnati Leadership Academy is a tuition-free public community charter school that is proudly managed by The Leona Group and sponsored by the Buckeye Community Hope Foundation.

2008-09 highlights

- Cincinnati Leadership Academy entered its second year of operation, growing its student population from 29 to 143 students and adding grade 5 into its safe and caring learning environment.
- Cincinnati Leadership Academy continued to offer a structured and high-quality academic program that focused on building strong skills in core curriculum subject areas - English language arts, math, science and social studies - and is aligned with Ohio Academic Content Standards.
- The school leader worked with teachers to plan, pace and assess curriculum to ensure its quality and alignment with state standards. The school also assessed its curriculum through state and standardized tests. Additional methods of ensuring compliance with outlined curriculum standards included lesson-plan monitoring, classroom observation and submission of classroom goals. Excellence on the Ohio Achievement Tests is presented as an attainable goal.

School progress

The school is evaluated by its sponsor on progress toward achieving state and federal academic achievement goals as measured by the Ohio Achievement Tests as well as Scantron Performance Series evaluative tools. The academy also complies with the Ohio Revised Code regarding expected gains, progress for students enrolled at the academy.

As the state of Ohio mandates proficiency and skills testing of students, the Buckeye Community Hope Foundation utilizes supplemental benchmarks to track improvement in student and school success. Additional benchmarks may include measuring and monitoring of parental involvement; teacher and student retention rates; suspension and expulsion rates; student attendance; and skills-based and/or other achievement assessment scores.

The Ohio Achievement and Scantron Performance Series tests were administered. Average daily attendance exceeded state standards.

Performance index: 77.3
 Value added: Not calculated
 Adequate Yearly Progress: Not met
 2008-09 school improvement status: At Risk
 Designation: Academic Watch

Our Annual
**Education
 Report**
 2008-09

2009-10
 Board of directors

- Jim Kappas, *president*
- Aharon Yisrael, *vice president*
- Anisha Bradley, *treasurer*
- Jean Grigsby, *secretary*
- Reverend Susan Lehman
- John van Gilse

Sponsored by the
 Buckeye Community Hope Foundation
 Managed by The Leona Group, L.L.C.

Parent comments*

" This academy is a very good school. I feel like the staff and school leaders are doing a great job."

" Personally, I feel honored as a parent to have such a great school leader looking over my child. He has an excellent staff from the office staff to the teachers. Way to go."

" My son takes speech therapy at school and his language is progressing rapidly. He likes doing his homework and is no longer frustrated when he does it."

" I have been very pleased with the academics of the school."

" I will gladly recommend this academy to my family and friends."

" I am very happy with my decision to send her here."

* Taken from our 2009 Parent Survey

Financial report

A statement of revenues and expenses for July 1, 2008 through June 30, 2009 is listed below. Additional financial information is available from the academy. The auditor's report is being conducted at this time.

Revenues

School foundation	\$972,715
Food services	72,405
Grants-federal	142,230
Grants-state.....	5,000
Other	138,578
Total revenues	\$1,330,928

Expenses

Salaries and fringe benefits.....	\$638,441
Purchased services	589,429
Materials and supplies	92,944
Other	40,350
Total expenses	\$1,361,164

Retained earnings

at beginning of year

Balance as of

June 30, 2009.....

General information

Our school

Start up as of	2007
Grades served	K-5
School days.....	175
Instructional hours.....	1098.5
Local school district.....	Cincinnati Public

Our teachers/staff

School leadership.....	1
Teachers.....	10
Classes taught by certified teachers.....	100%
Classes taught by highly qualified.....	100%
Bachelor's degree.....	92%
Master's degree.....	26%
Instructional aides.....	1
Highly qualified.....	100%
Support staff.....	6
includes office staff, maintenance and additional services contracted as needed	

Our students

Average daily enrollment.....	145
Re-enrollment	45%
Attendance rate	87%
Number of suspensions.....	50
Total days of suspensions	90
Economically disadvantaged	93.8%
Students with disabilities	8.4%
Student demographics	
African American.....	97.4%
Other	2.6%

Our parents

Parent/teacher conference attendance.....	40%
---	-----

Parent survey results

In an effort to assure that the existing and emerging needs of families are met, parents/guardians are surveyed annually.

Respondents: 20

Of those who responded, the percent who selected "Strongly Agree" or "Agree" on the following questions is as follows:

My child is getting a good education at this academy 95%

The staff at this academy treats my child fairly and with respect 95%

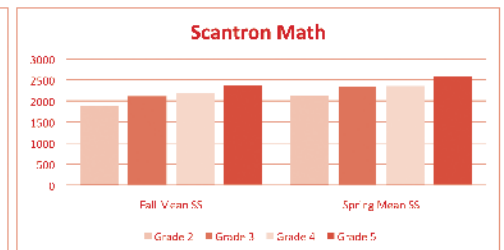
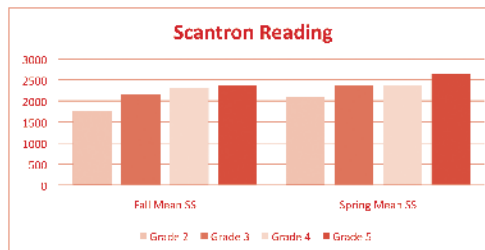
I have opportunities to be involved at this academy 95%

The teachers here are professionals and do a good job 100%

Overall, I rate this academy as a good school 100%

Assessments

Scantron



State and Federally Required School Information

	Black, non-Hispanic	American Indian or Alaska Native	Asian or Pacific Islander	Hispanic	Multi-Race	White non-Hispanic	Non-Disability Students	Students with Disabilities	Migrant	Non-School-Related	Econ. Disadvantaged	Limited English Proficient	Homeless	At-Risk
Percentage of Students Scoring Limited														
Reading	18.9	--	--	--	--	--	20.8	--	--	--	17.6	--	15.4	21.4
Writing	15.0	--	--	--	--	--	16.7	--	--	--	15.0	--	--	16.7
Mathematics	23.1	--	--	--	--	--	25.5	--	--	--	24.0	--	26.9	22.2
Science	12.5	--	--	--	--	--	13.3	--	--	--	13.3	--	--	--
Social Studies	6.3	--	--	--	--	--	6.7	--	--	--	6.7	--	--	--
Percentage of Students Scoring Basic														
Reading	20.8	--	--	--	--	--	20.8	--	--	--	21.6	--	19.2	21.4
Writing	20.0	--	--	--	--	--	22.2	--	--	--	20.0	--	--	8.3
Mathematics	19.2	--	--	--	--	--	19.1	--	--	--	20.0	--	11.5	25.9
Science	56.3	--	--	--	--	--	66.7	--	--	--	60.0	--	--	--
Social Studies	81.3	--	--	--	--	--	86.7	--	--	--	80.0	--	--	--
Percentage of Students Scoring Proficient														
Reading	30.2	--	--	--	--	--	31.3	--	--	--	31.4	--	23.1	39.3
Writing	60.0	--	--	--	--	--	55.6	--	--	--	60.0	--	--	75.0
Mathematics	44.2	--	--	--	--	--	42.6	--	--	--	44.0	--	46.2	40.7
Science	18.8	--	--	--	--	--	13.3	--	--	--	20.0	--	--	--
Social Studies	6.3	--	--	--	--	--	6.7	--	--	--	6.7	--	--	--
Percentage of Students Scoring Accelerated														
Reading	20.8	--	--	--	--	--	20.8	--	--	--	21.6	--	30.8	10.7
Writing	5.0	--	--	--	--	--	5.6	--	--	--	5.0	--	--	0.0
Mathematics	11.5	--	--	--	--	--	10.6	--	--	--	10.0	--	15.4	7.4
Science	6.3	--	--	--	--	--	6.7	--	--	--	0.0	--	--	--
Social Studies	6.3	--	--	--	--	--	0.0	--	--	--	6.7	--	--	--
Percentage of Students Scoring Advanced														
Reading	9.4	--	--	--	--	--	6.3	--	--	--	7.8	--	11.5	7.1
Writing	0.0	--	--	--	--	--	0.0	--	--	--	0.0	--	--	0.0
Mathematics	1.9	--	--	--	--	--	2.1	--	--	--	2.0	--	0.0	3.7
Science	6.3	--	--	--	--	--	0.0	--	--	--	6.7	--	--	--
Social Studies	0.0	--	--	--	--	--	0.0	--	--	--	0.0	--	--	--

Ohio Achievement Test

Percentage of students at or above the proficient level 2008-09

Grade 3 • State requirement - 75%

Reading 70.6%
 Mathematics 81.3%

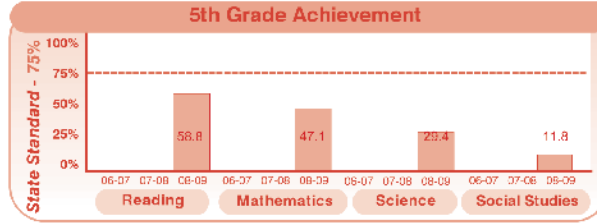
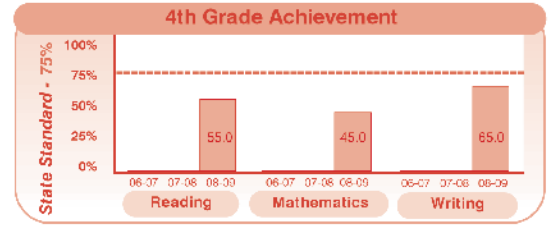
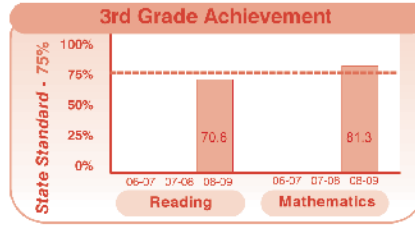
Grade 4 • State requirement - 75%

Reading 55%
 Mathematics 45%
 Writing 65%

Grade 5 • State requirement - 75%

Reading 58.8%
 Mathematics 47.1%
 Science 29.4%
 Social Studies 11.8%

Assessment Results Over Time





Mary Cann, *school leader*

7243 Eastlawn Dr.

Cincinnati, OH 45237

www.cincileadership.com

513.351.5737